

June 2021

Dear Parents, Guardians, and Students,

Summer is a great time to keep reading! First, summer reading helps to keep the developmental skill of reading sharp and limit the loss of academic ground gained throughout the school year. Research shows that students who do not read over the summer fall behind a full grade level in their reading skills and must work harder in September to catch up to their peers who do read. Second, summer reading can instill a love of reading that will last a lifetime. Having the time to read what you like can be a wonderful opportunity to explore interests and try new authors.

This year, students in Mrs. Salamone's ELA will be asked to:

- read the assigned Grade 6 book, *The BoxCar Children* by Gertrude Chandler Warner
- complete the activity packet after you read each chapter
- complete a 1 activity on the Book Project Choice Board (first reading grade for term 1)
- Note: Please use the rubric attached to evaluate your work before turning in for a grade. Return the completed packet and your project within the first week of school.

Students coming into Grade 6 ELA class in the fall from Mrs. Salamone's class are required to read the book *The Boxcar Children*. The story contains characters and plot events that show how being resourceful can help to overcome challenges. The Berkley Public Library has some copies of *The Boxcar Children* available for lending. Also, families may purchase *The Boxcar Children* at local book sellers and online.

Forms are included in this packet and are available on the school website at www.berkleypublicschools.org. Don't forget that you can log into Bookshare.org to read along with the audio version of the book.

Have a wonderful summer. Happy Reading!

Sincerely,

Katelyn McChesney

The Boxcar Children

By: Gertrude Chandler Warner

Activity Packet

Name: _____


Read the assigned novel and use this organizer to draw illustrations of what you see in your mind. Be sure to caption each picture with a short sentence explaining what appears or is happening in the picture. If completing this online, delete the lines first, then begin typing where the lines were.

Week 1:

Chapter 1: *The Four Hungry Children*


Read the assigned novel, *The Boxcar Children*, and use this organizer to draw illustrations of what you see in your mind. You will also identify and describe the four main characters.

Setting: What is the setting? What do you see in your mind as you are reading? **Draw or insert a picture** of the setting and what you see in your mind in the box below. Write **one sentence** describing what is in your picture on the lines below the box.




Draw or insert a picture of what you think each of the four children introduced in this chapter look like. **Write a brief description** of the character either next to the character's name or next to your picture of the character within the box.


Child #1: _____




Child #2:



Child #3:



Child #4:




Chapter 2: *Night Is Turned Into Day*


Define:

fountain: -----

Draw or insert a picture of the first bed the children had to make for themselves. Then write a sentence describing the children's first bed.



Draw or insert a picture of the second bed the children had to make. Describe the illustration with details using at least one complete sentence.



Week 2:

Chapter 3: *A New Home In The Woods*

Answer each question by restating the question in your answer in a complete sentence. Include specific details from the text to support your answer.

1. How did the children know the boxcar hadn't been used lately?

2. What did the children use for a step to get into the boxcar?

3. How would the children make the boxcar more like a home?

Chapter 4: *Henry Has Two Surprises*


Define:

thorn: -----

handkerchief:

surprise: -----

Draw or insert a picture of your favorite scene from **Chapter 4**. **Describe the illustration** with details using **at least one complete sentence**.



Week 3:

Chapter 5: *The explorers Find Treasure*

Define:

housekeeper:

delicious:

treasures:

explorer:

bundles:

Answer each question by restating the question in your answer in a complete sentence. Include specific details from the text to support your answer.

1. How did Jessie make a "refrigerator"? -----

2. How did sand help them? -----

3. How did the children get the dishes *really* clean? -----

Chapter 6: *A Queer Noise In The Night*

Complete the graphic organizer below to show how Henry provided for everyone in the boxcar. You may either draw pictures or answer in note or bullet form.

What did Henry have in his bundles?	What work did Henry do for the doctor?	What did Henry get from the doctor for his work?	What items did Henry get from the cook?

Do you think Watch is a good name for the dog? Why or why not. **Include specific evidence** from the **text** to **support** your answer.

Week 4:

Chapter 7: *A Big Meal From Little Onions*

Before reading chapter 7, make a prediction: What do you think the noise outside of the boxcar was at the end of chapter 6? Do you think it is anything to be scared of or worried about? Be specific in your response.

Define:

eager: -----

ladle: -----

Complete the graphic organizer below to show what Henry returned to the boxcar with after working a second day at Dr. Moore's house. You may either **draw pictures or **answer in note or bullet form**.**

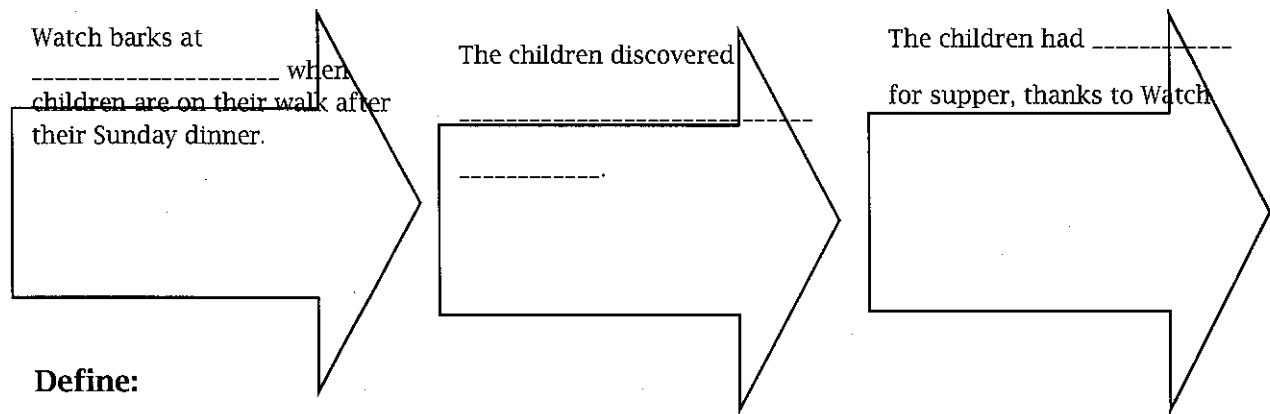
At noon, Henry returned to the boxcar with...	Later that night, Henry returned to the boxcar with...

Chapter 8: *A Swimming Pool At Last*

Complete the graphic organizer below to describe the process of making a swimming pool by the four children. **Answers** may be in **note** or **bullet form**.

What materials do they need to make the swimming pool?	What problem arises?	How do they solve the problem?

Complete the cause and effect graphic organizer below by filling in the blanks.



Define:

kettle: _____

Make a prediction: What do you think the children will have to eat tomorrow? Write your answer in **complete sentence(s)** with **specific details**.

Week5:

Chapter 9: Fun In The Cherry Orchard

Define:

orchard: _____

Answer each question by restating the question in your answer in a complete sentence. Include specific details from the text to support your answer.


1. Why does Henry hesitate before taking the children cherry picking?

2. What special precautions do the children take on their way cherry picking?

3. What discovery does Dr. Moore make about the children?


4. What does Dr. Moore decide to do? -----

Draw or insert a picture of your favorite scene from Chapter 9. Describe the illustration with details using at least one complete sentence.



Chapter 10: *Henry And The Free-For-All*

Draw or insert a picture of James Henry Alden and describe him in the box below in note or bullet form.



One of the main events in this chapter was the free-for-all. **Complete** the **graphic organizer** below **describing** the free-for-all and the **importance** of it in the story. This can be done in **note or bullet form**.

What was the free-for-all?	Who participated in the free-for-all?	How did he get there?	Who won the free-for-all?	What two prizes did the winner of the free-for all receive?

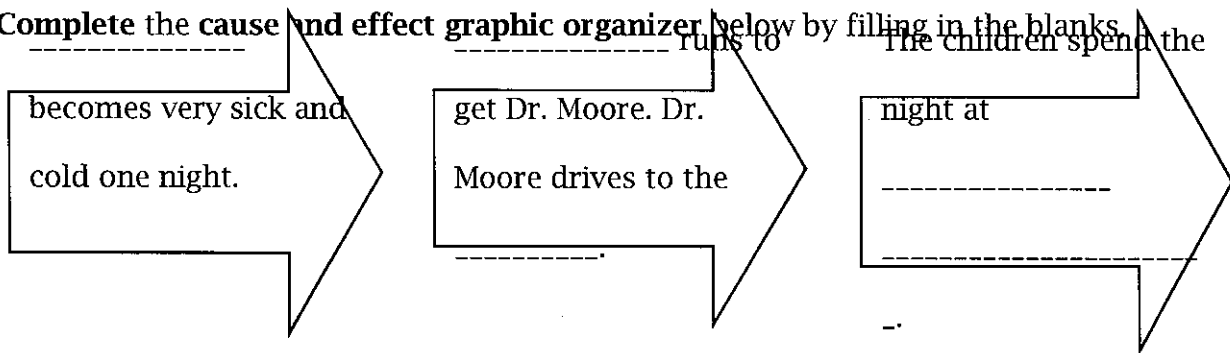
Week 6:

Chapter 11: *The Doctor Takes A Hand*


Define:

admiring: _____


Complete the cause and effect graphic organizer below by filling in the blanks.



Make a prediction: What do you think the children will have to eat tomorrow? Write your answer in **complete sentence(s)** with **specific details**.



Week 7:



Chapter 12: *James Henry and Henry James*

Define:

dumplings:

CROSS: -----


Complete the graphic organizer below comparing everyday chores. How did the Alden Children complete the tasks and how do you complete the tasks today. This can be done in **note or bullet form.**

Everyday Chores	How did the Alden children complete these tasks?	How do you complete these tasks today?
Keeping food cold		
Washing and drying clothes		
Cooking		
Removing dirt and rust from dishes and utensils		
Sleeping		

--	--	--

Complete the **graphic organizer** below **comparing** how the Alden children's opinion of their grandfather has changed. This can be done in **note or bullet form**.

What the Alden children thought of their grandfather before they met him at Dr. Moore's house.	What the Alden children thought of their grandfather after they met him at Dr. Moore's house.



Week 8:



Chapter 13: A New Home For The Boxcar

Draw or insert a picture of what you think Mr. Alden's house looks like. **Describe the illustration** with details using **at least one complete sentence**.

Complete the following **graphic organizer** below showing how Mr. Alden made special touches to the children's bedrooms. This can be done in **note or bullet form**.

What was special about Violet's bedroom?	What was special about Benny's bedroom?	What was special about Jessie's bedroom?

Answer each question by **restating the question in your answer** in a **complete sentence**. **Include specific details** from the **text** to support your answer.

1. Why did a strange man come to Mr. Alden's house? What did he tell Mr. Alden?

2. What did the lady say when the children and Mr. Alden asked her about the dog?

3. What was Mr. Alden's surprise for the children?

4. What was the theme of this story? What was the other trying to teach or tell you?

